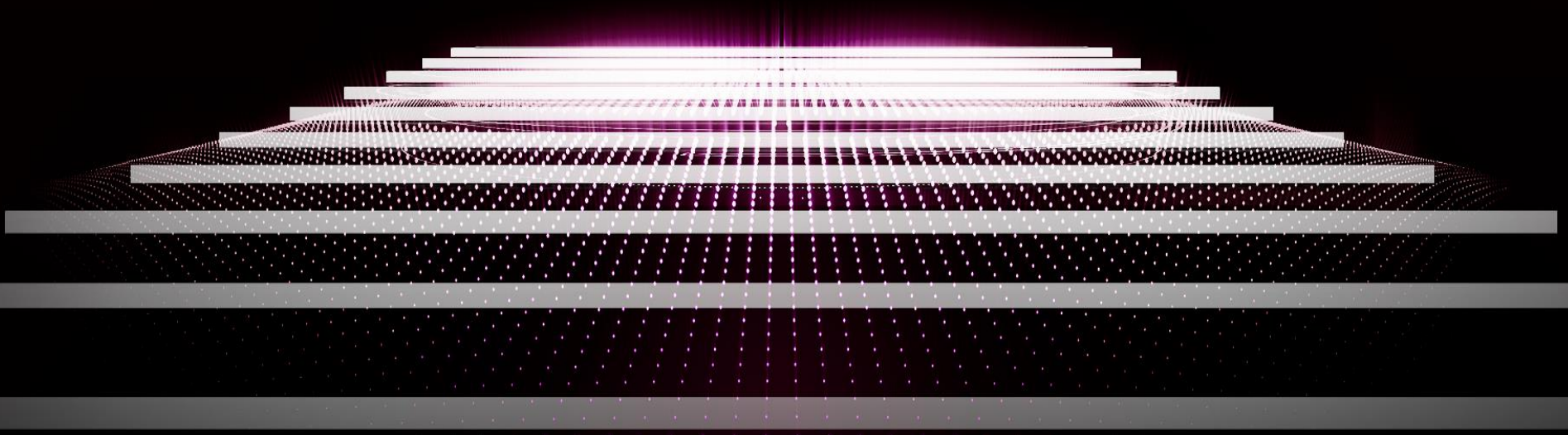


Industrial PRM

(version 21.10.08)

IT Product Planning

Medical



Industrial Product Roadmap

Medical (Diagnostic / Surgical)

2021. Oct. version

Model Name (w/ Suffix 1) | Picture Quality | Design

| | MP | 2022 |
|--|--|---------------------------|
| 31" 12MP (4200x2800 / 3:2, 163ppi) | MP LB310FTM-SPA1 1200nit, 72%, 1500:1, true 10bit, eDP, ATW, C/Top * LB310FTM-SPA2 : w/LED Driver (MP) | |
| | MP LB213QX1-SL01 1000nit, 72%, 1300:1, true 10bit, LVDs, ATW, C/Top ↓ MP LB213QX2-SL01 1100nit, 72%, 1800:1, true 10bit, LVDs, ATW, C/Top * Portrait / Narrow Bezel (5.57mm) | * EOL (P5 Closing, ~2022) |
| 31.5" UHD (3840x2160 / 16:9, 140ppi) | MP LM315WR3-SSA1 HDR1000 / DCI99.8% / 1300:1 / true 10bit / eDP / Neo III / mini LED | |
| | MP LM315WR1-SSB1/2 550(P)nit, 350nit / DCI95% / 10bit / 1,300:1 / Neo III / 60Hz | |
| | Q1 LM315WR6-SSA1 HDR400 / DCI98% / 2000:1 / true 10bit / Vby1 / Case Top * LM315WR6-SSA2 350nit/sRGB/LBL/2000:1 Q2 LB315WRM-SVA1 1000nit / sRGB (DR) / 1000:1 / true 10bit / Vby1 / Case Top | |
| 27" UHD (3840x2160 / 16:9, 163ppi) | MP LB270WR1-SVA1 800nit / sRGB (DR) / 1300:1 / 10bit / eDP / w/ CG * EOL | |
| | Q1 LM270WR9-SSA1 HDR400 / DCI98% / 2000:1 / 8bit / eDP / Neo III * LM270WR9-SSA2 350nit/sRGB/LBL/2000:1 | |
| | Q4 LM270WR8-SSE1 HDR1000 / DCI99.5% / 1000:1 / 8bit / 144Hz / Neo III | |
| 27" FHD (1920x1080 / 16:9, 82ppi) | MP LB270WFM-SLA1 1000nit / sRGB / 1000:1 / true 10bit / LVDs / Case Top | |
| | MP LB270WF1-SLA1 1000nit / sRGB / 1000:1 / 10bit / LVDs / Case Top | |

* Neo I : 3side borderless / Neo III : 4side borderless

Industrial Product Roadmap

Medical (Ultrasound / Clinical)


2021. Oct. version

Model Name (w/ Suffix 1) | Picture Quality | Design

| | MP | 2022 | |
|--|--------------------------------|--|--|
| 23.8" FHD (1920x1080 / 16:9, 93ppi) | MP LB238WFM-SSA1 | 350nit / 72% / 1000:1 / 8bit / LVDs / ATW / Neo I | |
| 23" FHD (1920x1080 / 16:9, 95ppi) | MP LM230WF3-SLS4 | 300nit / 72% / 1000:1 / 8bit / LVDs / ATW / C/Top | |
| 21.5" FHD (1920x1080 / 16:9, 102ppi) | MP LM215WF3-SLC2 | 250nit / 72% / 1000:1 / 8bit / LVDs / ATW / C/Top | * EOL (P5 Closing, ~2022) |
| | * LM215WF3-SLC1 : w/o ATW (MP) | | |
| | | Q3 LB215WFM-SLA1 | 350nit / 72% / 1000:1 / 8bit / LVDs / ATW / Case Top |
| 19" SXGA (1280x1024 / 5:4, 86ppi) | MP LB190E02-SL03 | 300nit / 72% / 1000:1 / true 8bit / LVDs / ATW / C/Top | * EOL (P5 Closing, ~2022) |
| | MP LB190E02-SL04 | 770nit / 72% / 1000:1 / true 8bit / LVDs / ATW / C/Top | * EOL (P5 Closing, ~2022) |
| 19.0" SXGA (1280x1024 / 90ppi) | MP LM190E0A-SLE1 | 250nit / 72% / 1,000:1 / 8bit / LVDs / C/Top | |
| 17" SXGA (1280x1024 / 5:4, 86ppi) | MP LB170E01-SL01 | 300nit / 72% / 1000:1 / true 8bit / LVDs / C/Top | * EOL (P5 Closing, ~2022) |

* Neo I : 3side borderless / Neo III : 4side borderless

21:9 Ultra Wide



Industrial Product Roadmap

21:9 Ultra Wide

2021. Oct. version

Model Name (w/ Suffix 1) | Picture Quality | Design

MP **2022**

| | |
|---|---|
| 49" DQHD (5120x1440 / 32:9, 109ppi) | MP LM490DQ1-SSA1 350nit / sRGB / 8bit / 1,000:1 / Neo I / 60Hz / Curved (3800R) |
| | Q2 LM490DQ1-SSC1 HDR400 / DCI98% / 8bit / Neo I / 144Hz / 14ms / Curved(3800R) |
| 40" DQHD+ (5120x2160 / 138ppi) | MP LM400RW1-SSA1 300nit / DCI 98% / LBL / 8bit / 1,000:1 / Neo I / 75Hz / Curved (2500R) |
| 37.5" WQHD+ (3840x1600 / 111ppi) | MP LM375QW2-SSA1 HDR600 / DCI98% / 8bit / 1,000:1 / Neo I / 144Hz / Curved (2300R) |
| | * LM375QW2-SSA2 HDR600/DCI 95%/1000:1/144Hz/5ms/Neo I * LM375QW2-SSB1 ES8.0/300nit/DCI 95%/1000:1/60Hz/6ms/Neo I * LM375QW2-SSC1 300nit/DCI 95%/1000:1/60Hz/6ms/Neo I |
| 34.0" WUHD (5120x2160 / 163ppi) | MP LM340RW1-SSA1 HDR600 / DCI98% / 8bit / 1,200:1 / Neo III / 60Hz / Flat * LM340RW2-SSA1 HDR600/DCI 98%/1200:1/Neo I |

* Neo I : 3side borderless / Neo III : 4side borderless



Industrial Product Roadmap

21:9 Ultra Wide


2021. Oct. version

Model Name (w/ Suffix 1) | Picture Quality | Design

| | MP | 2022 |
|---|---|---|
| 34.0" WQHD (3440x1440 / 109ppi) | MP LM340UW6-SSB1 300nit / DCI95% / 8bit / 1,000:1 / Neo I / 60Hz / Curved (1900R) * EOL (~2021) | Q1 LM340UW6-SSB1 300nit / DCI 95% / 8bit / 1,000:1 / Neo I / 60Hz / Curved (1900R) / ES8.0 |
| | | Q1 LM340UW6-SSA2 HDR400 / DCI 98% / 8bit / 1,000:1 / Neo I / 144Hz / 5ms / Curved (1900R) |
| | | Q2 LM340UW6-SSC1 HDR600 / DCI 98% / 8bit / 1,000:1 / Neo I / 144Hz / 5ms / Curved (1900R) / 56B |
| | | Q3 LM340UW8-SSA1 300nit / DCI 98% / 8bit / 1,000:1 / Neo I / 60Hz / Curved (1900R) / IPS Black / LBL |
| | | MP LM340UW7-SSB1 300nit / sRGB / 8bit / 1,000:1 / Neo I / 60Hz / LBL / Curved (3800R) <small>* LM340UW7-SSB1 300nit/sRGB/1000:1/Neo I/LBL</small> |
| 34.0" WFHD (2560x1080 / 82ppi) | MP LM340WW2-SSC1 300nit / sRGB / 8bit / 1,000:1 / Neo I / 144Hz / Curved (3800R) * EOL (~2022) | Q4 LM340WW3-SSA1 HDR400 / sRGB / 8bit / 1,000:1 / Neo I / 165Hz / Flat |
| | MP LM340WW1-SSC1 300nit / sRGB / 8bit / 1,000:1 / Neo I / 60Hz / Flat * EOL (~2022) <small>* LM340WW1-SSD1 HDR400/sRGB/1000:1/Neo I/60Hz/14ms/Flat</small> | |
| | | |
| 29" WFHD (2560x1080 / 97ppi) | MP LM290WW2-SSC1 300nit / sRGB / 6bit / 1,000:1 / Neo I / 60Hz / Flat | |
| 25.0" WFHD (2560x1080 / 82ppi) | MP LM250WW1-SSA2 250nit / sRGB / 8bit / 1,000:1 / 60Hz * EOL (~2021) | Q2 LM250WW1-SSA3 250nit / sRGB / 8bit / 1,000:1 / 60Hz |

* Neo I : 3side borderless / Neo III : 4side borderless

16:9



Industrial Product Roadmap

2021. Oct. version

16:9 (31.5"~27")

Model Name (w/ Suffix 1) | Picture Quality | Design

MP **2022**

31.5" UHD
(3840x2160 / 140ppi)

| | | |
|-----------|------------------------|---|
| MP | LM315WR3-SSA1 | HDR1000 / DCI100% / 10bit / 1,300:1 / Neo III / 60Hz / mini LED |
| | Q2 | LM315WR4-SSA1 HDR1000 / DCI 98% /10bit/1,300:1/ Neo I/144Hz / 4ms / ATW |
| | Q1 | LM315WR6-SSA1 HDR400 / DCI 98% /10bit/2,000:1/ Neo III/60Hz / IPS Black / LBL |
| MP | LM315WR1-SSB1/2 | 550(P)nit, 350nit / DCI95% / 10bit / 1,300:1 / Neo III / 60Hz |
| MP | LM315WR1-SSA1 | 350nit / sRGB / 10bit / 1,300:1 / Neo III / 60Hz |
| | | * LM315WR5-SSA1 350nit/sRGB/1300:1/Neo I/60Hz/LBL * LM315WR5-SSB1 HDR400/DCI 98%/1300:1/Neo I/60Hz/LBL |
| MP | LM315WR2-SSA1 | HDR600 / sRGB / 10bit / 1,300:1 / Neo III / Neo Edge * EOL (~2022) |
| | | * LM315WR2-SSB1 HDR600/DCI98%/1300:1/Neo I |

* Neo I : 3side borderless / Neo III : 4side borderless

Industrial Product Roadmap

16:9 (31.5"~27")

2021. Oct. version

Model Name (w/ Suffix 1) | Picture Quality | Design

| | MP | | 2022 |
|-----------------------------------|-----------|--|--|
| 31.5" QHD (2560x1440 / 93ppi) | | | Q2 LM315WQ3-SSA1 HDR600 / DCI 98% / 10bit / 1,300:1 / Neo II / 240Hz / 4ms / LBL |
| | MP | LM315WQ1-SSA1 350nit / DCI 98% / 10bit / 1,000:1 / Neo I / 165Hz / 4ms | |
| | MP | LM315WQ1-SSC1 HDR400 / sRGB / 10bit / 1,000:1 / Neo I / 165Hz / LBL | |
| | | | Q1 LM315WQ1-SSB1 HDR400 / DCI 95% / 10bit / 1,000:1 / Neo I / 165Hz / LBL |
| 27.0" UHD (3840x2160 / 163ppi) | MP | LM270WR8-SSA1 750(P)nit, 450nit / DCI98% / 10bit / 1,000:1 / Neo III / 144Hz / 5ms / Oxide | |
| | | * LM270WR8-SSB1 HDR600/DCI 98%/1300:1/Neo III/60Hz/14ms * LM270WR8-SSC1 HDR400/DCI 98%/1300:1/Neo III/60Hz/14ms/CSD | Q2 LM270WR8-SSD1 750(P)nit, 450nit / DCI95% / 10bit / 1,000:1 / Neo III / 144Hz / 5ms / Oxide |
| | | | Q4 LM270WR8-SSE1 HDR1000 / DCI99.5% / 10bit / 1,000:1 / Neo III / 144Hz / 4ms / Oxide / LBL / mini LED |
| | MP | LM270WR5-SSG1 550(P)nit, 350nit / DCI98% / 10bit / 1,300:1 / Neo III / 60Hz | |
| | | * LM270WR5-SSF1 HDR400/DCI 95%/1300:1/Neo III / 60Hz * LM270WR7-SJA1 350nit / Neo Edge B/A * LM270WR5-SSE1 350nit / BT. 2020 80% / 1300:1 / Neo III / 60Hz | Q1 LM270WR9-SSA1 HDR400 / DCI 98% / 10bit / 2,000:1 / Neo III / 60Hz / IPS Black / LBL |
| | MP | LM270WR6-SPA1 1000(P)nit, 400nit / Adobe / Real10bit / 1,300:1 / C/Top / 60Hz | |
| | MP | LM270WR3-SSC1 350nit / sRGB / 10bit / 1,300:1 / Neo I / 60Hz | |
| | | * LM270WR3-SSB1 HDR400/sRGB/1300:1/Neo I / 60Hz * LM270WR3-SSC1 350nit / sRGB / Neo I / LBL * LM270WR3-SSD1 HDR600 / DCI 98% / 1300:1 / Neo I / 60Hz (22.2G) * LM270WR3-SSA1 350nit / sRGB / 10bit / 1,300:1 / C/Top / 60Hz * LM270WR3-SSA3 350nit / sRGB / 10bit / 1,300:1 / Neo I / 60Hz | Q4 LM270WR3-SSC1 350nit / sRGB / 10bit / 1,300:1 / Neo I / 60Hz / LBL |
| | | | Q4 LM270WR3-SSE1 350nit / sRGB / 10bit / 1,300:1 / Neo I / 60Hz / LBL / Slim 6.9t |
| | MP | LM270WR3-SPB1 350nit / sRGB / 10bit / 1,000:1 / Forward C/Top / 60Hz | * EOL (~2022) |

* Neo I : 3side borderless / Neo III : 4side borderless / CSD : Crystal Sound Display

Industrial Product Roadmap

16:9 (27")

2021. Oct. version

Model Name (w/ Suffix 1) | Picture Quality | Design

| | MP | 2022 |
|--|--|---|
| 27.0" QHD (2560x1440 / 109ppi) | MP LM270WQB-SSA1 750(P)nit, 450nit / DCI98% / 8bit / 1,000:1 / Neo III / 240Hz | |
| | * LM270WQB-SSB1 ATW Pol. | Q4 LM270WQB-SSC1 HDR600 / DCI 98% /8bit/1,000:1/ Neo I/240Hz / 4ms |
| | MP LM270WQA-SSA1 350nit / DCI98% / 8bit / 1,000:1 / Neo I / 165Hz / 5ms | |
| | * LM270WR8-SSB1 HDR400/sRGB/1,00:1/Neo I/165Hz/5ms/LBL * LM270WR8-SSA2 HDR400/DCI98%/1,00:1/Neo I/165Hz/5ms/LBL * LM270WR8-SSC2 350nit/DCI98%/1,00:1/Neo I/165Hz/4ms * LM270WR8-SSB2 HDR400/DCI95%/1,00:1/Neo I/165Hz/5ms/LBL | |
| | MP LM270WQ5-SSB1 350nit / sRGB / 8bit / 1,000:1 / Neo III / 60Hz | |
| | MP LM270WQ8-SSE1 HDR400 / DCI95% / 8bit / 1,000:1 / Neo III / 60Hz | |
| | MP LM270WQ4-SSB/C 350nit / sRGB / 8bit / 1,000:1 / Neo I / 60Hz | |
| | * LM270WQ4-SSE1 350nit/sRGB/1,00:1/Neo I/60Hz/14ms/slim/LBL | Q4 LM270WQ7-SSA1 350nit / sRGB /8bit/1,000:1/ Neo I/100Hz |
| | Q1 LM270WQC-SJA1 350nit / sRGB /8bit/1,000:1/ Neo I/165Hz/Curved 2900R / B/A | |

* Neo I : 3side borderless / Neo III : 4side borderless

Industrial Product Roadmap

16:9 (27")

2021. Oct. version

Model Name (w/ Suffix 1) | Picture Quality | Design

| | MP | | 2022 | |
|----------------------------------|--|---|---|---|
| 27.0" FHD (1920x1080 / 82ppi) | MP | LM270WFA-SSA1 | 300nit / sRGB / 8bit / 1,000:1 / Neo I / 60Hz / Flat / In-Cell Touch | |
| | MP | LM270WF9-SSA1 | 400nit / sRGB / 8bit / 1,000:1 / Neo III / 240Hz / 5ms | |
| | | * LM270WF9-SSB1 400nit/sRGB/1,000:1/Neo III/144Hz | | |
| | | * LM270WF9-SSC1 400nit/sRGB/1,000:1/Neo III/165Hz/LBL | Q1 | LM270WF9-SSD1 400nit / sRGB / 8bit / 1,000:1 / Neo III / 167Hz / 5ms / LVDS |
| | | | Q3 | LM270WF9-SSA3 HDR400 / sRGB / 8bit / 1,000:1 / Neo III / 240Hz |
| | MP | LM270WF8-SSB2 | 250nit / sRGB / 8bit / 1,000:1 / Neo III / 60Hz | |
| | | * LM270WFC-SSA1 250nit/sRGB/1,000:1/Neo III/CSD | | |
| | MP | LM270WF7-SSD1 | 250nit / NTSC 72% / 8bit / 1,000:1 / Neo I / 60Hz | |
| | * LM270WF7-SSD3 300nit/NTSC 72%/1,000:1/Neo I/Glare | | | |
| | * LM270WF7-SSF2 300nit/NTSC 72%/1,000:1/Neo I/Slim/LBL | Q4 | LM270WF7-SSG1 250nit / NTSC 72% / 8bit / 1,000:1 / Neo I / 100Hz / LBL | |
| | MP | LM270WF7-SLD3/SLA1 | 300nit / NTSC 72% / 8bit / 1,000:1 / C/Top / 60Hz / Narrow Bezel LCM * EOL (-2022) | |

* Neo I : 3side borderless / Neo III : 4side borderless / CSD : Crystal Sound Display

Industrial Product Roadmap

16:9 (25"~23.8")

2021. Oct. version

Model Name (w/ Suffix 1) | Picture Quality | Design

| | MP | 2022 |
|--|----|---|
| 25.0" QHD (2560x1440 / 117ppi) | MP | LM250WQ4-SSA1 HDR400 / DCI95% / 8bit / 1,000:1 / Neo III / 60Hz |
| | MP | LM250WQ3-SSA1 HDR400 / sRGB / 8bit / 1,000:1 / Neo III / 60Hz |
| | MP | LM250WQ2-SSA1 300nit / Adobe / 8bit / 1,000:1 / Neo I / 60Hz |
| | MP | LM250WQ1-SJC1 300nit / sRGB / 8bit / 1,000:1 / Neo I / 60Hz |
| 25.0" FHD (1920x1080 / 88ppi) | MP | LM250WF5-SJD1 250nit / NTSC72% / 8bit / 1,000:1 / BLADE V / 60Hz / B/A |
| 24.5" FHD (1920x1080 / 88ppi) | MP | LM245WF9-SSA2 HDR400 / sRGB / 8bit / 1,000:1 / Neo I / 240Hz |
| | | * LM245WF9-SSA1 400nit/sRGB/1,000:1/Neo I/240Hz * LM245WF9-SSB1 HDR400/sRGB/1,000:1/Neo I/165Hz/LBL * LM245WF9-SSD1 400nit/sRGB/1,000:1/Neo I/240Hz/LBL |
| | Q4 | LM245WF9-SSA4 HDR400 / sRGB / 8bit / 1,000:1 / Neo I / 240Hz / LBL |
| 23.8" UHD (3840x2160 / 185ppi) | MP | LM238WR3-SSA1 350nit / sRGB / 10bit / 1,300:1 / 60Hz / Neo I |
| | | * LM238WR2-SPE1 540nit / sRGB / 1,000:1 / C/Top / 240Hz |
| | MP | LM238WR2-SPD1 250nit / NTSC72% / 10bit / 1,000:1 / 60Hz / C/Top |

* Neo I : 3side borderless / Neo III : 4side borderless

Industrial Product Roadmap

16:9 (25"~23.8")

2021. Oct. version

Model Name (w/ Suffix 1) | Picture Quality | Design

| | 2020 | 2022 |
|-----------------------------------|---|------|
| 23.8" QHD (2560x1440 / 123ppi) | MP LM238WQ1-SSB1 300nit / sRGB / 8bit / 1,000:1 / Neo I / 60Hz / LBL | |
| | MP LM238WQ1-SLA1 300nit / sRGB / 8bit / 1,000:1 / Neo I / 60Hz / C/Top / Flat | |
| 23.8" FHD (1920x1080 / 93ppi) | MP LM238WF5-SSG2/4 250nit / NTSC72% / 8bit / 1,000:1 / Neo I / 60Hz / In-Cell Touch | |
| | * LM238WF5-SSK1 250nit/sRGB/1,000:1/Neo I/In-Cell Touch/LBL | |
| | MP LM238WF4-SSH1 250nit / NTSC72% / 8bit / 1,000:1 / Neo III / 60Hz | |
| | * LM238WF4-SSP1 250nit/DCI85%/1,000:1/Neo III/LBL | |
| | MP LM238WF2-SSK1 250nit / NTSC72% / 8bit / 1,000:1 / 60Hz / Neo I | |
| | * LM238WF2-SSP2 250nit / sRGB / 1,000:1 / Neo I / LBL / Slim * LM238WF2-SSP3 250nit / sRGB / 1,000:1 / Neo I / LBL | |
| | Q4 LM238WF2-SSQ1 250nit / NTSC 72% / 8bit / 1,000:1 / Neo I / 100Hz | |
| | MP LM238WF1-SLK2 300nit / NTSC72% / 8bit / 1,000:1 / 60Hz / C/Top / Flat / Narrow Bezel LCM | |
| * LM238WF1-SLK1 250nit/NTSC72% | | |
| | Q1 LM238WF6-SSA1 350nit / sRGB / 8bit / 1,000:1 / Neo I / 165Hz / 5ms / LBL | |
| | Q4 LM238WF6-SSC1 350nit / DCI 95% / 8bit / 1,000:1 / Neo I / 240Hz / 5ms | |

* Neo I : 3side borderless / Neo III : 4side borderless

Industrial Product Roadmap

16:9 (23"~21.5")

2021. Oct. version

Model Name (w/ Suffix 1) | Picture Quality | Design

| | MP | 2022 |
|--|----|---|
| 23.0" FHD (1920x1080 / 96ppi) | MP | LM230WF3-SLS1 250nit / NTSC72% / 8bit / 1,000:1 / Neo I / 60Hz / Narrow Bezel LCM |
| | MP | LM230WF3-SLP8 250nit / NTSC72% / 8bit / 1,000:1 / Neo I / 60Hz / C/Top |
| | MP | LM230WF9-SSG1 250nit / sRGB / 8bit / 1,000:1 / Neo I / 60Hz / LBL / Flat |
| 21.5" FHD (1920x1080 / 102ppi) | MP | LM215WFA-SSE1 250nit / NTSC72% / 8bit / 1,000:1 / Neo I / 60Hz / Flat / In-Cell Touch |
| | MP | LM215WF9-SSA1 250nit / NTSC72% / 8bit / 1,000:1 / Neo I / 60Hz / Flat |
| | MP | LM215WF9-SSC3 250nit / sRGB / 8bit / 1,000:1 / Neo I / 60Hz / LBL / Flat |
| | MP | LM215WF3-SJS1 250nit / NTSC72% / 8bit / 1,000:1 / Neo I / 60Hz / Flat |
| | MP | LM215WF3-SLS1/2 250nit / NTSC72% / 8bit / 1,000:1 / 60Hz / C/Top / Flat |
| | MP | LM215WF9-SLA1 250nit / NTSC72% / 8bit / 1,000:1 / Neo I / 60Hz / Flat / Narrow Bezel LCM |

* Neo I : 3side borderless / Neo III : 4side borderless

Industrial Product Roadmap

16:9 (17.3"~15.6")

2021. Oct. version

Model Name (w/ Suffix 1) | Picture Quality | Design

| | MP | 2022 |
|--|----|--|
| 17.3" FHD (1920x1080 / 16:9, 127ppi) | MP | LP173WF5-SPA/B 300nit / sRGB / eDP / 4.0mm Bezel / 3.5t / Flat PCB |
| | MP | LP173WF5-SPZ1 250nit / 45% / eDP / 4.0mm Bezel / 3.5t / Flat PCB |
| | MP | LP173WFG-SPB2 300nit / 72% / 144Hz / eDP / 4.0mm Bezel / 3.5t / Flat PCB |
| | MP | LP173WFG-SPV3 300nit / 72% / 300Hz / eDP / 4.0mm Bezel / 3.5t / Flat PCB |
| 15.6" UHD (3840x2160 / 16:9, 282ppi) | MP | LP156UD3-SPB3 600nit / DCI 100% / eDP / 2.85mm Bezel / 2.6t / Flat PCB |
| | MP | LP156UD3-SPH1 400nit / sRGB / eDP / 2.5mm Bezel / 2.6t / Bent PCB |
| 15.6" QHD (2560x1440 / 16:9, 188ppi) | MP | LP156QHG-SPT1 300nit / sRGB / 165Hz / eDP / 2.2t / Flat PCB |
| | MP | LP156QHG-SPV1 400nit / DCI 100% / 240Hz / eDP / 3.2mm Bezel / 2.2t / Flat PCB |
| 15.6" FHD (1920x1080 / 16:9, 86ppi) | MP | LP156WFC/H 250nit / 45% / eDP / 3.25mm Bezel / 3.2t / Flat & Bent PCB |
| | MP | LP156WFE-SPB1 300nit / sRGB / eDP / 3.25mm Bezel / 2.6t / Flat PCB |
| | MP | LP156WFD-SPK/H 250nit / 45% / eDP / 3.25mm Bezel / 3.2t / Flat & Bent PCB / in-Cell Touch |
| | MP | LP156WFG-SPB/F/K 300nit / 72% / eDP / 3.25mm Bezel / 2.6t / Flat PCB * LP156WFG-SPT : 165Hz, LP156WFG-SPV : 300Hz |
| | MP | LP156WFD-SPM2/4 250nit / 45% / eDP / 3.25mm Bezel / 3.2t / Flat & Bent PCB / in-Cell Touch |

Industrial Product Roadmap

16:9 (14.0"~13.3")


2021. Oct. version

Model Name (w/ Suffix 1) | Picture Quality | Design

MP **2022**

| | |
|--|--|
| 14" UHD (3840x2160 / 16:9, 315ppi) | MP LP140UD2-SPB1 400nit / sRGB / eDP / 2.85mm Bezel / 2.4t / Bent PCB |
| | MP LP140WFA/H-SPC/D/F/M 250nit / 45% / eDP / 3.25mm Bezel / 3.0t / Flat & Bent PCB |
| 14.0" FHD (1920x1080 / 16:9, 157ppi) | MP LP140WFH-SPB1 300nit / sRGB / eDP / 3.25mm Bezel / 3.0t / Flat PCB |
| | MP LP140WFB-SPF2/3 300nit / sRGB / eDP / 3.25mm Bezel / 3.0t / Bent PCB / in-Cell Touch |
| | MP LP140WFB-SPT1 250nit / 45% / eDP / 3.25mm Bezel / 3.0t / Flat PCB / in-Cell Touch |
| 13.3" FHD (1920x1080 / 16:9, 157ppi) | MP LP133WF7-SPA/B 300nit / sRGB / eDP / 2.85mm Bezel / 3.0t / Flat & Bent PCB <small>* LP133WF7-F/H : 3.25mm Bezel</small> |
| | MP LP133WF6-SPK2 300nit / sRGB / eDP / 3.25mm Bezel / 2.4t / Bent PCB / in-Cell Touch |
| | MP LP133WF9-SPF2 400nit / sRGB / eDP / 2.5mm Bezel / 2.0t / Bent PCB <small>* LP133WF9-SPB/D : 1.95mm Bezel</small> |

16:10 / 3:2 / Others



Industrial Product Roadmap

16:10 (30"~19.5")

2021. Oct. version

Model Name (w/ Suffix 1) | Picture Quality | Design

| | MP | 2022 |
|--------------------------------------|------------------|---|
| 30.0" WQX+ (2560x1600 / 101ppi) | | Q1 LM300WQ7-SSA1 350nit / DCI95% / 8bit / 1,000:1 / Neo III / 60Hz / LBL / Flat |
| | MP LM300WQ6-SLC1 | 350nit / Adobe / 8bit / 1,000:1 / 60Hz / C/Top / Flat |
| 26.5" Square (1920x1920 / 82ppi) | MP LM265SQ1-SLA1 | 300nit / sRGB / 8bit / 1,000:1 / 60Hz / C/Top / Flat |
| 27.6" Square (2560x2560 / 139ppi) | | Q2 LM276SD1-SSA1 300nit / DCI 98% / 8bit / 1,000:1 / 60Hz / Flat |
| 25.0" WUXGA (1920x1200 / 91ppi) | MP LM250WU1-SJA1 | 250nit / sRGB / 8bit / 1,000:1 / Neo I / 60Hz / Flat |
| 24.0" WUXGA (1920x1200 / 84ppi) | MP LM240WUB-SSC1 | 350nit / sRGB / 8bit / 1,000:1 / Neo III / 60Hz / LBL / Flat |
| | MP LM240WUB-SSB1 | 350nit / sRGB / 8bit / 1,000:1 / Neo III / 60Hz / Flat |
| | MP LM240WUA-SSA1 | 300nit / sRGB / 8bit / 1,000:1 / Neo I / 60Hz / Flat |
| | MP LM240WUA-SSD1 | 300nit / sRGB / 8bit / 1,000:1 / Neo I / 60Hz / LBL / Flat |
| | MP LM240WU9-SDG2 | 300nit / Adobe / 8bit / 1,000:1 / 60Hz / C/Top / Flat |
| | MP LM240WU8-SLE1 | 300nit / sRGB / 8bit / 1,000:1 / 60Hz / C/Top / Flat |
| | | |

* Neo I : 3side borderless / Neo III : 4side borderless

Industrial Product Roadmap

16:10 (30"~19.5")

2021. Oct. version

Model Name (w/ Suffix 1) | Picture Quality | Design

MP 2022

| | |
|--|---|
| 23.0" WUXGA (1920x1200 / 101ppi) | MP LM225WU1-SSB1 250nit / NTSC72% / 8bit / 1,000:1 / Neo I / 60Hz / Flat |
| 22.5" WUXGA (1920x1200 / 101ppi) | MP LM225WU1-SSB1 250nit / NTSC72% / 8bit / 1,000:1 / Neo I / 60Hz / Flat |
| 19.5" WXGA+ (1440x900 / 87ppi) | MP LM195WX1-SRC1 250nit / NTSC72% / 8bit / 1,000:1 / 60Hz / C/Top / Flat |
| 19.0" SXGA (1280x1024 / 90ppi) | MP LM190E0A-SLD1 250nit / NTSC72% / 8bit / 1,000:1 / 60Hz / C/Top / Flat |
| | MP LM190E0A-SLE1 250nit / NTSC72% / 8bit / 1,000:1 / 60Hz / C/Top / Flat |

* Neo I : 3side borderless / Neo III : 4side borderless

Industrial Product Roadmap

16:10 / 3:2 (17"~13.3")

2021. Oct. version

Model Name (w/ Suffix 1) | Picture Quality | Design

| | MP | 2022 |
|---|-------------------------|---|
| 17" WQXGA (2560x1600 / 16:10, 177ppi) | MP LP170WQ1-SPE1 | 400nit / DCI 98% / eDP / 3.25mm Bezel / 2.6t / Bent PCB |
| 15.6" WUXGA (1920x1200 / 16:10, 145ppi) | MP LP156WU1-SPB1 | 500nit / sRGB / eDP / 1.94mm Bezel / 2.45t / Bent PCB |
| 16" WQUXGA (3840x2400 / 16:10, 283ppi) | MP LP160UQ1-SPB1 | 600nit / Adobe / eDP / 3.25mm Bezel / 2.6t / Bent PCB |
| 16" WQXGA (2560x1600 / 16:10, 189ppi) | MP LP160WQ1-SPA1 | 300nit / DCI 98% / eDP / 2.5mm Bezel / 2.2t / Bent PCB |
| 14.5" WQXGA (2560x1600 / 16:10, 208ppi) | MP LP145WQ1-SPB1 | 300nit / DCI 98% / eDP / 2.0mm Bezel / 2.4t / Flat PCB |
| 14.0" WUXGA (1920x1200 / 16:10, 162ppi) | MP LP140WU1-SPB1 | 400nit / sRGB / eDP / 2.85mm Bezel / 2.4t / Bent PCB <small>*LP140WU1-SPB1 : 300nit, DCI 98%</small> |
| 13.5" WUXGA+ (1920x1280 / 3:2, 170ppi) | MP LP135WU1-SPA1 | 400nit / sRGB / eDP / 2.5mm Bezel / 2.05t / Bent PCB |
| 13.3" WQXGA (2560x1600 / 16:10, 267ppi) | MP LP133WQ1-SPB1 | 300nit / sRGB / eDP / 2.5mm Bezel / 2.4t / Flat PCB <small>*LP133WQ1-SPF1 : 400nit, Bent PCB ('21.Q2), LP133WQ1-SPK/H: 400nit ('21.Q2)</small> |
| 13.3" WUXGA (1920x1200 / 16:10, 170ppi) | MP LP133WU1-SPB1 | 300nit / sRGB / eDP / 2.5mm Bezel / 2.4t / Bent PCB |

Industrial Product Roadmap

≥8" 

2021. Oct. version

Model Name (w/ Suffix 1) | Picture Quality | Design

MP **2022**

| | |
|---|---|
| 7.0" WXGA (800x1280 / 145ppi) | MP LD070WX7-SMN3 400nit / NTSC 60% / MIPI * EOL (P5 Closing, ~2022) |
| 7.0" WVGA (480x800 / 133ppi) | MP LB070WV8-SL02 450nit / NTSC 60% / LVDS * EOL (P5 Closing, ~2022) |
| 5.0" HD (720x1600 / 351ppi) | MP LB050WH1-SM02 350nit / NTSC 50% / MIPI / in-Cell Touch * EOL (P5 Closing, ~2022) |
| 4.3" WVGA (480x800 / 217ppi) | MP LB043WV2-SD01 600nit / NTSC 72% / RGB * EOL (P5 Closing, ~2022) |

* Neo I : 3side borderless / Neo III : 4side borderless